

shower valves - Deluge Thermostatic Shower valve and kit

Introduction

The deluge range has been designed to give you the best of both worlds. The deluge collection offers the ultimate balance between excellent performance and the latest designs to suite every bathroom.

**gives
total control**

- Suitable for use with unvented supplies, combi boilers, gravity and mains pressure systems
- Thermal cartridge technology
- Temperature stability of $\pm 2^{\circ}\text{C}$
- Fail safe on hot and cold supplies
- Operating pressure range of 0.4 to 5 bar
- TMV2 and WRAS approved
- Telescopic and fixed riser options
- Integrated flow diverter



deluge thermostatic bar shower with telescopic riser, overhead soaker and sliding handset
10032CP

deluge thermostatic bar shower with fixed riser, overhead soaker and sliding handset
10036CP

Product Range

Description	Code
Deluge optimo thermostatic shower valve and kit	10032CP
Deluge alto thermostatic shower valve and kit	10036CP

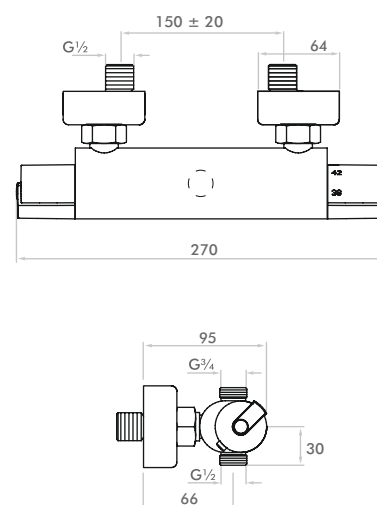
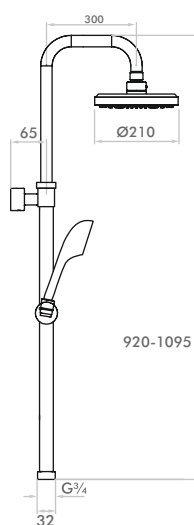
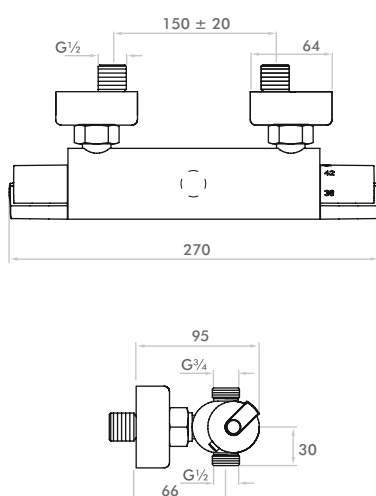
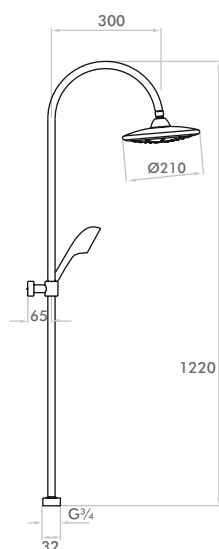


shower valves - Deluge Thermostatic Shower valve and kit

Features

Technical Specification

Max Inlet Pressure static	5 Bar
Min Inlet Pressure dynamic	0.4 Bar
Max Inlet Temperature	85°C
Factory Pre-set Temperature	38°C with max temp stop
Inlet Connections	G 3/4" F BSP (valve body)
Outlet Connections	G 1/2" BSP (bottom)
	G 3/4" BSP (top)
Min Temperature differential to achieve hot or cold failsafe	15°C
System Installation	Unvented, Pressurised, Gravity and
	Combination Boilers



deluge thermostatic bar shower with fixed riser,
overhead soaker and sliding handset
10036CP

deluge thermostatic bar shower with telescopic riser,
overhead soaker and sliding handset
10032CP

